

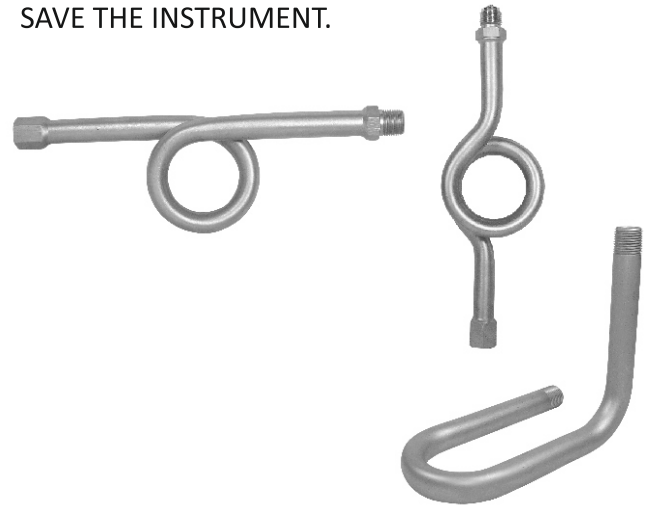
SYPHON SY

Application

SYPHONS ARE USED MAINLY TO PROTECT PRESSURE INSTRUMENTS, GAUGES, SWITCHES AND TRANSMITTERS DIRECTLY COMING IN CONTACT WITH HIGH TEMPERATURE PROCESS FLUIDS OR VAPOURS. THESE ARE MOUNTED BETWEEN PROCESS AND PRESSURE INSTRUMENT. THEY REDUCE PROCESS PULSATION AND GENERATE COOLING EFFECT TO SAVE THE INSTRUMENT.

Specifications

BODY MATERIAL	AISI 316 Stainless Steel
PIPE SIZE	1/2", Schedule 40
OPERATING PRESSURE	100 kg/cm ² at 120 °C.



Special Features

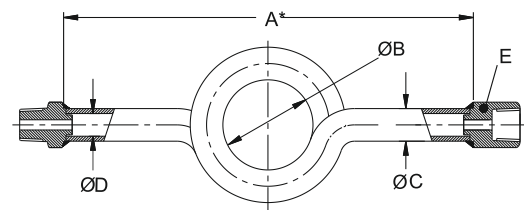
- PIGTAIL, COIL AND "U" TYPE SHAPES
- MAXIMUM TEMPERATURE UP TO 400 °C
- NOMINAL PRESSURE UP TO 160 kg/cm²
- TIG WELDED & HYDRO TESTED
- MADE WITH SEAMLESS PIPES

DIMENSIONS - STANDARD VERSION

Coil Type

Pipe size	A	ØB	ØC	ØD	E
1/2" Sch. 40	270	61.5	21.3	15.7	25
1/2" Sch. 80	270	61.5	21.3	13.9	25
1/2" Sch. 160	270	61.5	21.3	11.7	25

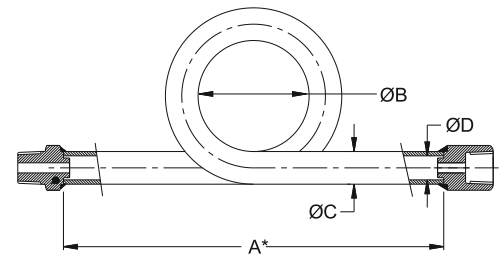
A* = ±5 mm



Pigtail Type

Pipe size	A	ØB	ØC	ØD	E
1/2" Sch. 40	270	61.5	21.3	15.7	25
1/2" Sch. 80	270	61.5	21.3	13.9	25
1/2" Sch. 160	270	61.5	21.3	11.7	25

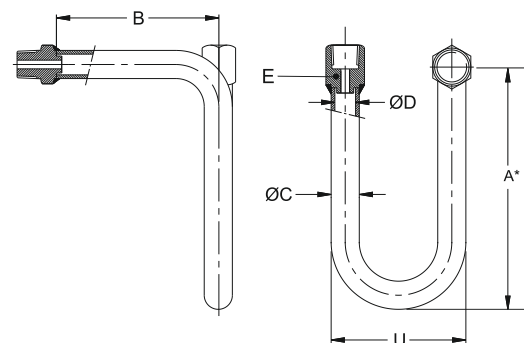
A* = ±5 mm



"U" Type

Pipe size	A	B	U	ØC	ØD	E
1/2" Sch. 40	169	155	99	21.3	15.7	25
1/2" Sch. 80	169	155	99	21.3	13.9	25
1/2" Sch. 160	169	155	99	21.3	11.7	25

A* = ±5 mm



Notes : • Drawings are not to scale. • All Dimensions are in mm.

Notes1 : • Drawings & dimensions of other pipe schedules are available on request.

All Dimensions are in mm, Drawings are not to scale

HOW TO ORDER

BASIC MODEL (WITH PLAIN END)

CODE

SY

It is recommended that the Siphon should be filled with water or any other suitable separating fluid, when it is installed first time.

TYPE

CT COIL TYPE **PT** PIGTAIL TYPE **UT** 'U' TYPE

CT

BODY

S6 AISI 316 SS (Standard) **S6L** AISI 316L SS **S4** AISI 304 SS **CS** CARBON STEEL (RED OXIDE PAINTED)

S6

PIPE SIZE & SCHEDULE

1/4" 40 **3/8"** 40 **1/2"** 40 **1/2"** 160 **(1/2 40)**
1/4" 80 **3/8"** 80 **1/2"** 80

(Example: Write 1/2 40 to select 1/2" Sch. 40 Pipe)

CONNECTION TYPE (*Not suitable for NPT threading)

MU SWIVEL FEMALE* **MV** MALE OR FEMALE ADAPTOR **CZ** MALE THREAD ON PIPE

MU

CONNECTION (*Except option MU)

6BM.6BF 1/4" BSP (M x F)	6BM.6BM 1/4" BSP (M x M)	6BF.6BF 1/4" BSP (F x F)	10BM.10BF
6NM.6NF 1/4" NPT (M x F)*	6NM.6NM 1/4" NPT (M x M)	6NF.6NF 1/4" NPT (F x F)*	
10BM.10BF 3/8" BSP (M x F)	10BM.10BM 3/8" BSP (M x M)	10BF.10BF 3/8" BSP (F x F)	
10NM.10NF 3/8" NPT (M x F)*	10NM.10NM 3/8" NPT (M x M)	10NF.10NF 3/8" NPT (F x F)*	
15BM.15BF 1/2" BSP (M x F) (Standard)	15BM.15BM 1/2" BSP (M x M)	15BF.15BF 1/2" BSP (F x F)	
15NM.15NF 1/2" NPT (M x F) (Standard)*	15NM.15NM 1/2" NPT (M x M)	15NF.15NF 1/2" NPT (F x F)*	
15NM.PE 1/2" NPT (M) x PLAIN END			


OPTIONS

CW MARKING BY LASER# **GH** MATERIAL TEST CERTIFICATE **SX** SS TAG PLATE **CW**
CX MARKING BY ENGRAVING# **KT** MARKING BY STAMPING**

** AVAILABLE FOR OPTION CR.
 # AVAILABLE FOR OPTIONS CQ, CL & CM.

Ordering Example: SY- CT- S6- (1/2 40) - MU-10BM.10BF-CW

FOR OTHER OPTIONAL ITEMS, PLEASE CONTACT FACTORY FOR DELIVERY AND MINIMUM QUANTITY OF ORDER.

Distributor	 KB&T KB& TRADERS	79/1, APS Complex, Iduvampalayam Road, Periyandipalayam Tiruppur-641687, India Mobile: 90477 77573, Tel : 0421 4955647 Email: sales@kbandtraders.com. Web: www.kbandtraders.com
-------------	--	---