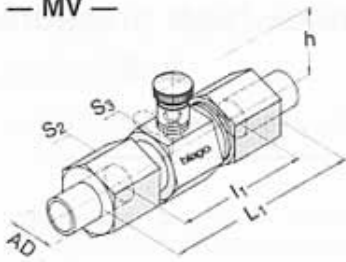




**KB&T**

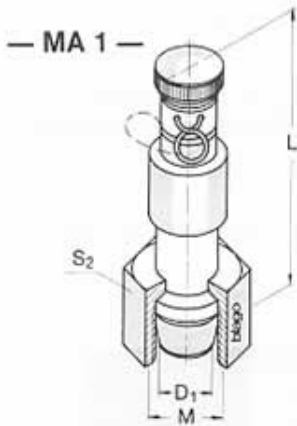
— MV —



## Pressure gauge fittings with pin lock

Type 1

— MA 1 —

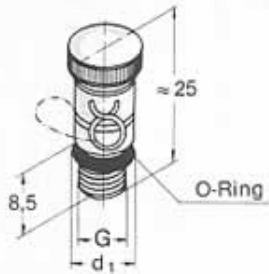


series	ND	tube ø D1	L <sub>1</sub>	l <sub>1</sub>	h	S <sub>3</sub>	S <sub>2</sub>	M	L	Blago-No.	
L	250	6	50	20,5	30	24	14	M12 × 1,5	46	MV 1/ 6-L	MA 1/ 6L
		8	50	20,5	30	24	17	M14 × 1,5	47	MV 1/ 8-L	MA 1/ 8L
		10	52	22,5	30	24	19	M16 × 1,5	49	MV 1/10-L	MA 1/10L
		12	52	22,5	30	27	22	M18 × 1,5	49	MV 1/12-L	MA 1/12L
		15	55	24,5	33	30	27	M22 × 1,5	40	MV 1/15-L	MA 1/15L
	160	18	56	23,5	34	32	32	M26 × 1,5	42	MV 1/18-L	MA 1/18L
		22	60	27,5	36	36	36	M30 × 2	44	MV 1/22-L	MA 1/22L
		28	61	27,5	38	41	41	M36 × 2	44	MV 1/28-L	MA 1/28L
	100	35	69	25,5	41	46	50	M45 × 2	50	MV 1/35-L	MA 1/35L
		42	70	24,5	45	55	60	M52 × 2	50	MV 1/42-L	MA 1/42L
	S	400	6	54	24,5	30	24	17	M14 × 1,5	46	MV 1/ 6-S
8			54	24,5	30	24	19	M16 × 1,5	47	MV 1/ 8-S	MA 1/ 8S
10			56	23,5	30	24	22	M18 × 1,5	49	MV 1/10-S	MA 1/10S
12			56	23,5	30	24	24	M20 × 1,5	49	MV 1/12-S	MA 1/12S
14			62	26,5	31	27	27	M22 × 1,5	51	MV 1/14-S	MA 1/14S
16			62	25,5	33	30	30	M24 × 1,5	43	MV 1/16-S	MA 1/16S
20			69	25,5	36	36	36	M30 × 2	48	MV 1/20-S	MA 1/20S
25		75	26,5	38	41	46	M36 × 2	50	MV 1/25-S	MA 1/25S	
250		30	81	27,5	41	46	50	M42 × 2	53	MV 1/30-S	MA 1/30S
		38	90	29,0	45	55	60	M52 × 2	58	MV 1/38-S	MA 1/38S

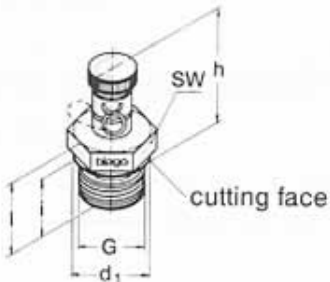
## Pressure gauge connector with pin lock

Type 1

pic. A



pic. B



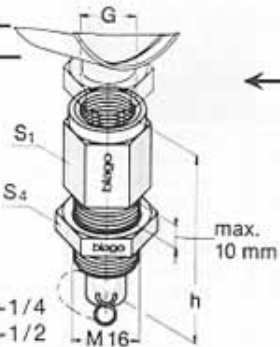
series	ND	G	l	S <sub>1</sub>	l	d <sub>1</sub>	≈ h	pic.	Blago-No.	
R	400	R 1/8	8	17	27	14	37	B	MA 1/R 1/8	
		R 1/4	12	19	31	18	37	B	MA 1/R 1/4	
		R 3/8	12	22	31	22	37	B	MA 1/R 3/8	
		R 1/2	14	27	23	26	27	B	MA 1/R 1/2	
		R 3/4	16	32	26	32	28	B	MA 1/R 3/4	
		R 1	18	41	29	39	29	B	MA 1/R 1	
	250	R 1 1/4	20	50	32	49	30	B	MA 1/R 1 1/4	
	R 1 1/2	22	55	36	55	32	B	MA 1/R 1 1/2		
M	400	M 8 × 1	8,5	—	—	9,5	26	A	MA 1/M 8 × 1OR	
		M 10 × 1	8,5	—	—	11,5	26	A	MA 1/M 10 × 1OR	
	400	M 10 × 1	8	17	27	14	37	B	MA 1/M 10 × 1	
		M 12 × 1,5	12	17	31	17	37	B	MA 1/M 12 × 1,5	
		M 14 × 1,5	12	19	31	19	37	B	MA 1/M 14 × 1,5	
		M 16 × 1,5	12	22	31	21	37	B	MA 1/M 16 × 1,5	
		M 18 × 1,5	12	24	20,5	23	26	B	MA 1/M 18 × 1,5	
		M 20 × 1,5	14	27	22,5	25	26	B	MA 1/M 20 × 1,5	
		M 22 × 1,5	14	27	24	27	28	B	MA 1/M 22 × 1,5	
		M 26 × 1,5	16	32	26	31	28	B	MA 1/M 26 × 1,5	
		M 27 × 2	16	32	26	32	28	B	MA 1/M 27 × 2	
		M 33 × 2	18	41	29	39	29	B	MA 1/M 33 × 2	
		250	M 42 × 2	20	50	32	19	30	B	MA 1/M 42 × 2
			M 48 × 2	22	55	36	55	32	B	MA 1/M 48 × 2

## Pressure gauge connector and high pressure hose 400 bar max.

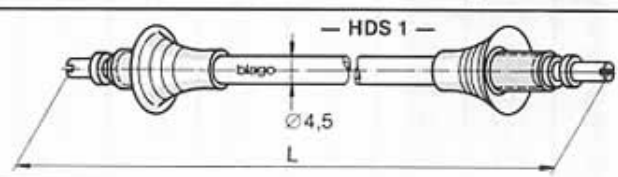
Type 1

— MAV —

— MA 1 —



series	ND	G	S <sub>1</sub>	S <sub>4</sub>	≈ h	Blago-No.	length	Blago-No.
R	400	R 1/4 <sup>1)</sup>	19	22	58	MAV 1/4-MA 1	200	HDS 1- 200
		R 1/2 <sup>2)</sup>	27	22	70	MAV 1/2-MA 1	300	HDS 3- 100
							400	HDS 1- 400
							630	HDS 1- 630
							800	HDS 1- 800
							1000	HDS 1-1000
							1500	HDS 1-1500
							2000	HDS 1-2000
							2500	HDS 1-2500
							3200	HDS 1-3200
							4000	HDS 1-4000



1) with DKi-1/4  
2) with DKi-1/2

Distributor



**KB&T**

**KB& TRADERS**

79/1, APS Complex, Iduvampalayam Road,  
Periyandipalayam Tiruppur-641687, India  
Mobile: 90477 77573, Tel : 0421 4955647  
Email: sales@kbandtraders.com.  
Web: www.kbandtraders.com